

31 March 2026

Money Market Fund

Effective Date : 12 April 2013
 Effective Letter No. : S-82/D.04/2013
 Inception Date (Class A) : 3 July 2013
 Fund Currency : Rupiah
 NAV/Unit : IDR 1,756.00
 Total Net Asset Value (total of all classes) : IDR 19.96 Billion
 Minimum Investment* : Min. Initial Subscription : IDR 10,000.00
 Min. Subsequent Subscription : IDR 10,000.00

Total Units Offered : Max. 20 billion unit
 Pricing Period : Daily
 Subscription Fee : N/A
 Redemption Fee : N/A
 Switching Fee : Max. is the subscription fee of the designated Eastspring's fund

Management Fee : Max. 1.0% annually
 Custodian Fee : Max. 0.20% annually
 Custodian Bank : Standard Chartered Bank
 ISIN Code : IDN000155009

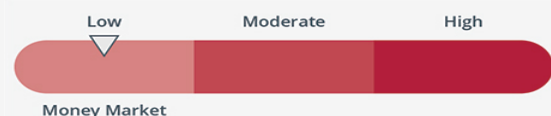
* The amount might be different if transaction is made through distribution channel.

The fees stated above are excluding any applicable taxes in accordance with the prevailing laws and regulations in Indonesia.

Risk Factors

1. Risk of market and risk of reduction in net asset value of each participation unit
2. Risk of liquidity
3. Risk of dissolution and liquidation
4. Risk of transaction through electronic system
5. Risk of credit and third party (default)
6. Risk concentration in one sector
7. Risk of operational
8. Risk of valuation
9. Risk of regulatory changes

Risk Classification



Reksa Dana Eastspring Investments Cash Reserve invests in money market instruments such as time deposits and bond instruments with a maximum maturity of 1 year so that it is categorized as low risk.

Investment Objective

Aims to provide relatively stabilized and liquid return by investing in money market instruments issued in Indonesia.

Investment Benefits

Managed professionally, Investment value growth, Investment diversification, Liquidity or Participation unit easy to redeem, Information transparency

Custodian Bank Profile

Standard Chartered Bank has provided custodial services since 1991. Standard Chartered Bank is a Custodian Bank that is registered and supervised by the Financial Services Authority ("OJK") with a licence from Bapepam No. Kep-35/PM.WK/1991 dated 26 June 1991.

For further information, the Prospectus can be found at In accordance with applicable OJK regulations, proof of confirmation of purchase, transfer, redemption transactions is valid proof of ownership of Participation Units, which is issued by the Custodian Bank and can be seen through the page <https://akses.ksei.co.id>

Prudential Tower Lantai 23
 Jl. Jend. Sudirman Kav. 79, Jakarta 12910

Telepon : +(62 21) 2924 5555
 Fax : +(62 21) 2924 5556
 E-mail : idlist.clientservices.id@eastspring.com
 Website : eastspring.com/id

Investment Manager Profile

Eastspring Investments, part of Prudential Corporation Asia, is Prudential's asset management business in Asia. We are one of Asia's largest asset managers, with operations in 11 Asian countries (including several offices in North America and Europe), with over 400+ investment professionals and more than USD 275 billion in assets under management as of 30 June 2025. Eastspring Investments Indonesia is licensed and supervised by Indonesia Financial Service Authority (Surat Keputusan Ketua BAPEPAM dan LK No. KEP-05/BL/MI/2012 dated 25 April 2012) and one of the largest asset management companies in Indonesia with assets under management of IDR 72.89 trillion as of 30 December 2025. Supported by experienced investment professionals in fund management and mutual funds, Eastspring Investments Indonesia is fully committed to provide high quality financial services to meet various investment needs of investor.

Investment Policy

Time Deposit & Cash : 100% - 100%

% Asset Allocation

Cash and/or money market : 100.00%

10 Top Holdings

BANK CIMB NIAGA SYARIAH	9.27%
BANK DANAMON INDONESIA UNIT USAHA SYARIAH	8.77%
BANK MAYBANK INDONESIA	8.02%
BANK PERMATA UNIT USAHA SYARIAH	8.77%
BANK RAKYAT INDONESIA	8.58%
BANK TABUNGAN NEGARA	9.57%
BANK UOB INDONESIA	7.77%
OBL NEGARA REPUBLIK INDONESIA FR0086	10.02%
PT BANK BTPN SYARIAH	9.02%
PT BANK SYARIAH INDONESIA TBK	8.89%

Fund Performance

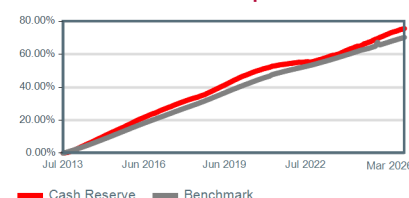
	YTD	1 Mth	3 Mths	6 Mths	1 Yr	3 Yrs	5 Yrs	Since Inception
Cash Reserve	0.72%	0.20%	0.72%	1.45%	3.60%	11.49%	15.19%	75.60%
Benchmark **	0.70%	0.24%	0.70%	1.44%	3.02%	9.50%	15.65%	70.26%

Highest Month Performance	Oct 2015	0.67%
----------------------------------	----------	-------

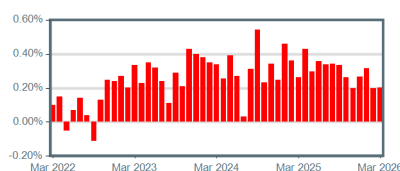
Lowest Month Performance	Sep 2022	-0.11%
---------------------------------	----------	--------

** Benchmark Deposit Average 1 month (net)

Historical Performance Graphic



Monthly Performance in the Last 5 Years



Disclaimer

INVESTMENT THROUGH MUTUAL FUNDS INVOLVES RISKS. BEFORE DECIDING TO INVEST, PROSPECTIVE INVESTORS MUST READ AND UNDERSTAND THE PROSPECTUS. PAST PERFORMANCE DOES NOT GUARANTEE/REFLECT INDICATIONS OF FUTURE PERFORMANCE. THE FINANCIAL SERVICES AUTHORITY MAKES NO STATEMENT APPROVING OR DISAPPROVING THIS SECURITY, NOR DOES IT CERTIFY THE ACCURACY OR ADEQUACY OF THE CONTENTS OF THIS MUTUAL FUND PROSPECTUS. ANY STATEMENT TO THE CONTRARY IS UNLAWFUL.

Mutual funds are Capital Market products and not products issued by Selling Agents / Banks. Mutual Fund Selling Agent is not responsible for the demands and risks of mutual fund portfolio management carried out by the Investment Manager. This product information summary does not replace the Mutual Fund Prospectus and has been prepared by PT Eastspring Investments Indonesia for information purposes only and does not constitute an offer to buy or a solicitation of an offer to sell. All information contained in this document is presented correctly. If necessary, investors are advised to seek professional advice before making an investment decision. Past performance is not necessarily a guide to future performance, nor are estimates made to give any indication of future performance or trends.

PT Eastspring Investments Indonesia as Investment Manager is registered and supervised by OJK.

PT Eastspring Investments Indonesia and its related and affiliated corporations and their respective directors and officers may own or may take positions in the Securities mentioned in this document and may also perform or seek to perform brokerage and other investment services for companies whose Securities are mentioned in this document.

This document should not be used after 3 months.

PT Eastspring Investments Indonesia is wholly owned and a subsidiary of Prudential, plc. in the UK and is not affiliated with Prudential Financial Inc, which operates primarily in the US, or Prudential Assurance Limited, a subsidiary of M&G UK.